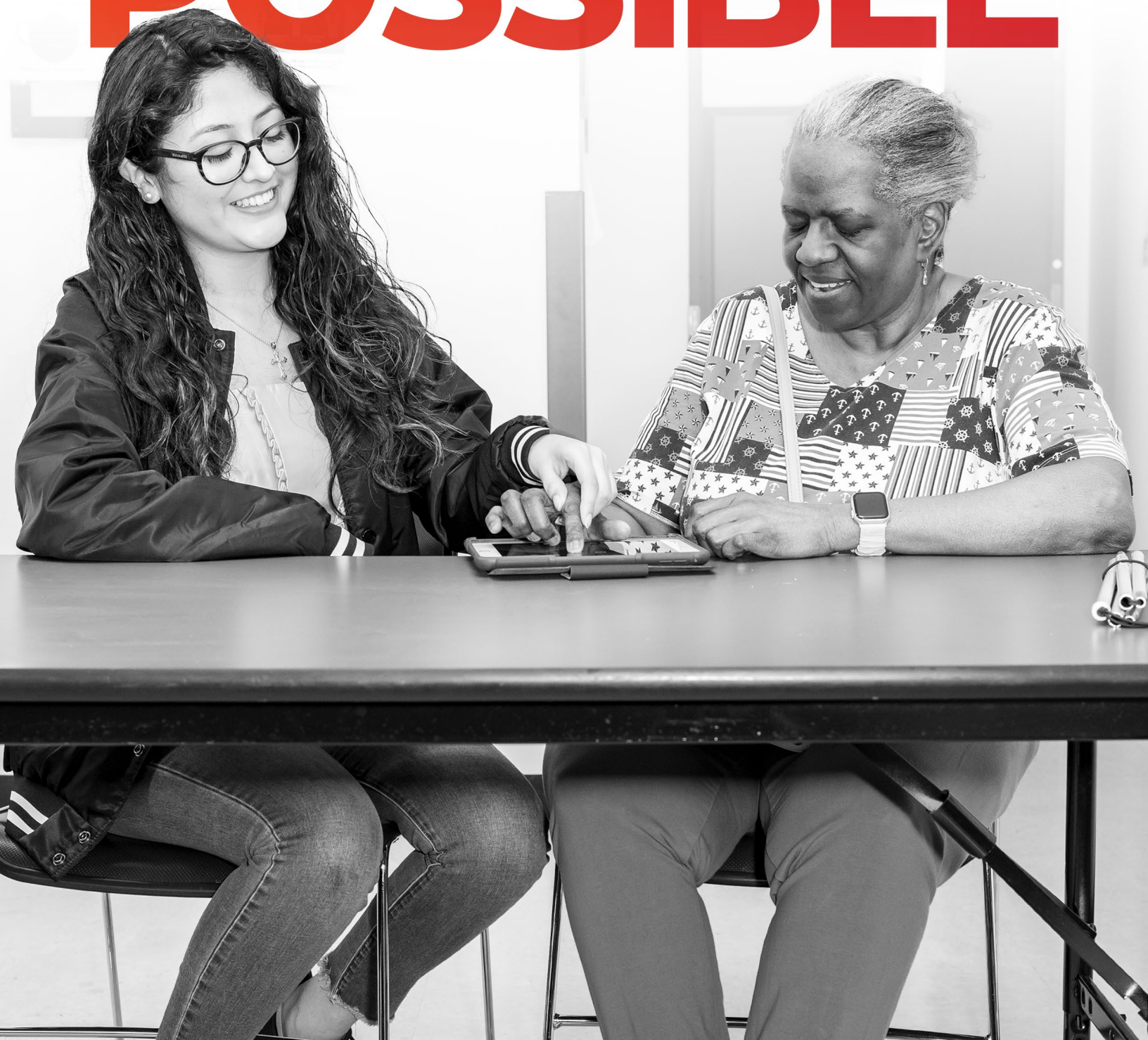


SEE WHAT IS POSSIBLE





Our Mission

VISIONS/Services for the Blind and Visually Impaired is a nonprofit rehabilitation and social service organization. VISIONS purpose is to develop and implement individualized programs to assist people who are blind and visually impaired of all ages to lead independent and active lives, and to educate the public to understand the capabilities and needs of people who are blind and visually impaired.



All of the services we offer are **free of charge** thanks to government & foundation grants, and private donations



We offer services in **16 languages**, including **English, Spanish, Chinese dialects, Russian, and American Sign Language (ASL)**



Our programs are tailored to the **specific needs of our participants**, no matter how complex those needs are



1 in 3 VISIONS staff members are blind or have a visual impairment

President and Executive Director/ CEO Message

Despite the ongoing challenges of the COVID-19 pandemic, this year we were delighted to serve more than 7,000 people. Our reach was enhanced by our new hybrid model of service: in-person and virtual training, classes, and support. We are still #1 in placing blind New Yorkers in jobs commensurate with their goals, education, and experience. We are thrilled that more than 40 families with blind and multi-disabled children attended VISIONS Center on Blindness (VCB) summer residential programs. Youth participants learned many new skills while their parents gained support and training alongside their children. We are again named a Program of Distinction,



by Generations United for our Intergenerational Program (IGP). IGP youth volunteers train older adult participants on the use of assistive technology that prepares them to enter or return to the workforce, volunteer, and stay connected with family, friends and VISIONS programs. Our 14 county service area has benefited from newly hired licensed and certified social work and rehabilitation professionals in New York City, the Lower Hudson Valley, and Long Island. VISIONS staff and programs continue to be recognized with awards, with staff having opportunities to present at local, state, and national conferences. More than 1,000 members are registered for VISIONS at Selis Manor and our Older Adult Center. Our community partners enrich our programs by offering classes at our centers, internships for our work readiness trainees, fundraising events in each borough, and hosting our pre-college program at Manhattanville College. We are so grateful to our foundation funders, Board of Directors, volunteers, and staff. We are proud that our Board, staff, and volunteers represent the diversity of the participants we serve. Despite the drop in our reserves due to the sharp stock market downturn, we continue to offer free services for a low income population of blind people, their families, and unpaid caregivers, thanks to your generous support.



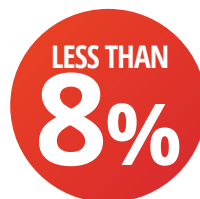
Robert Schonbrunn
President, VISIONS Board of Directors



Nancy D. Miller
VISIONS Executive Director/CEO



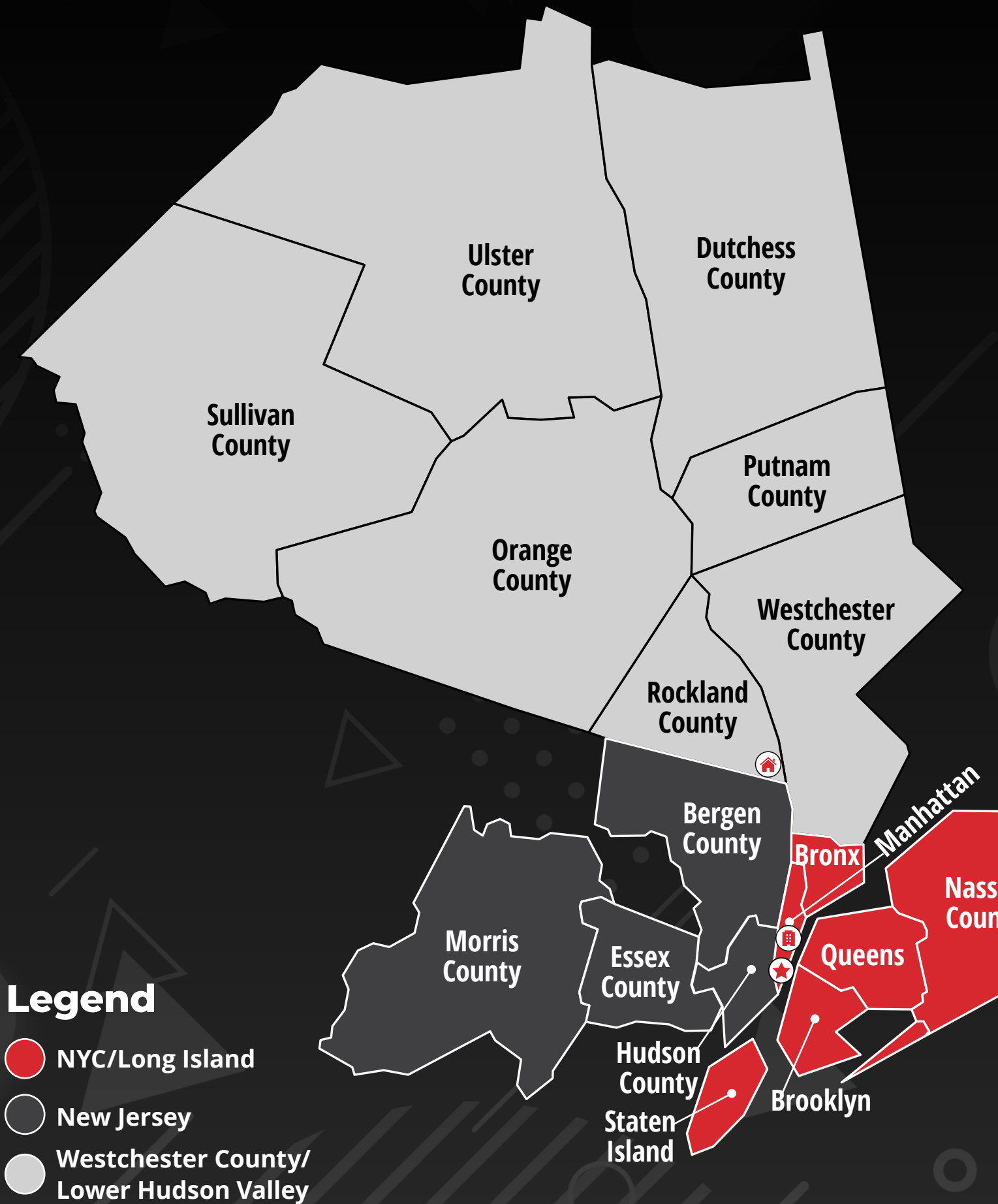
88¢ of every dollar is spent on programs, with only 12¢ spent on administration and fundraising






In 2022, VISIONS had a **7.87% staff turnover rate**, lower than the NYC average for nonprofits!



VISIONS Workforce Program was ranked **#1 in Job Placements for the 7th consecutive year**. The New York State Commission for the Blind (NYSCB) quality assurance review **gave VISIONS Workforce Program a 10 out of 10** for providing excellent job placement services.



Legend

-  NYC/Long Island
-  New Jersey
-  Westchester County/
Lower Hudson Valley

VISIONS Reach

VISIONS serves participants in all boroughs of NYC, as well as Long Island, Westchester County, the Lower Hudson Valley, and several counties in New Jersey.

All legally blind and visually impaired persons sponsored by their state commission for the blind are eligible for residential short-term training at VISIONS Center on Blindness (VCB).

DID YOU KNOW?

VISIONS is the main provider of vision rehabilitation programs and services in Westchester and the Lower Hudson Valley.



Suffolk
County

Program Sites



VISIONS Headquarters
500 Greenwich Street, Suite 302
New York, NY 10013



VISIONS at Selis Manor
135 West 23rd Street
New York, NY 10011



**VISIONS Center on Blindness (VCB)
Vocational Rehabilitation Center (VRC)**
111 Summit Park Road
Spring Valley, NY 10977

VISIONS Services



Vision Rehabilitation

In-home instruction for all ages, on key skills to living with vision loss, safely traveling in the community, and maintaining independence



Job Training/Placement

Instruction on resume writing, computer literacy, applying/ interviewing for jobs, and techniques to thrive in the workplace



Assistive Technology

Instruction on using screen-reading or magnification software on computers, as well as accessibility features available on mobile devices



Youth Services

Internships and job training for young adults 14–21 years old, as well as pre-college programs to prepare high-school students for life's next steps



VISIONS Center on Aging

Programs and services designed for adults ages 60 or older, including free meals on weekdays, benefits counseling, health-focused activities, support groups, classes and workshops, social activities, and mail reading



Unpaid Caregiver Support

Free resources and support for caregivers assisting visually impaired and blind older adults (60+), and visually impaired grandparents (55+) who serve as the primary caregiver to a child under 18 years old



Residential Short-Term Training

Residential, short-term training in vision rehabilitation, job training, and assistive technology for individuals and families, held at VISIONS Center on Blindness (VCB) and the Vocational Rehabilitation Center (VRC)



Community Outreach

Presentations and staffing events to help raise awareness of the needs and abilities of people with visual impairments; as well as information and referrals through Blindline®.

To learn more about Blindline®, visit <https://bit.ly/3ImqPHX>

7,216 Participants Served in 2022



5,552

Community Services,
Vision Rehabilitation &
Workforce Development



1,180


VISIONS at Selis Manor
Programs and VISIONS
Center on Aging



484

VISIONS Center on
Blindness and VISIONS
Vocational Rehab Center

Participant Stories



Wearing many hats, **Paul, 81**, has been an active member of VISIONS for over 18 years. Over time, Paul has taken on roles in the Older Adult Council and more recently as an instructor for our men's support group. With over 47 years of experience managing various bars in NYC, Paul always felt connected when socializing with others. In 1973, Paul was diagnosed with Retinitis Pigmentosa (RP), a degenerative genetic disease that impacts the retina, and it was not until the late 80's that he started to notice significant changes in his vision. In 2003, Paul decided to seek services, and received a recommendation from a good friend who told him "Go to VISIONS. They will like you and you will like them". Upon connecting with VISIONS, Paul immediately felt at home and connected with others who were experiencing vision loss, and found the vision rehabilitation services that he received to be very helpful in his daily life. Paul found that the in-home services helped him to cope with his vision loss and become more independent.

Through his camaraderie, Paul became good friends with others in his men's group who were also coping with vision loss and similar issues. Paul stepped up to become an instructor when the previous instructor passed away. Paul saw the value and importance of this group, and now runs his group so that everyone has a voice and shows respect for each other's opinions.



Juan, 20, participated in many of VISIONS vocational programs, including the Summer Transition Program (STP) at Queens College in 2018, virtual work readiness training, and the VRC's 15-week Residential Employment Readiness Program in 2020. Through these programs, Juan learned the necessary skills to find and hold a job. He was introduced to different types of assistive technology and adaptive equipment to help him succeed at work. He also learned financial management skills to become financially responsible once he was able to find a job.

In 2021, Juan was referred to VISIONS for job placement services. With the support of VISIONS Workforce Development staff, Juan improved his resume, cover letter, interview skills, completed mock interviews, and ultimately applied for several competitive customer service roles, thanks in part to his training.

In August 2022, Juan worked with the Workforce team and diligently submitted applications for Sales Associate roles. Juan was quickly offered an in-person interview at Marshall's, and thanks to his prior Workforce training (resume building and mock interview success), was immediately offered the position of Sales Associate.

Juan stated, "With hard work, effort, and the support of VISIONS I have an extremely amazing job."

Agency Highlights



Nancy D. Miler received the **National Association of Social Workers' (NASW) Lifetime Achievement Award** celebrating her national impact on the field of social work through her leadership at VISIONS.



VISIONS bid a fond farewell to Diane S. Weiss on her well-deserved retirement after more than 40 years with VISIONS, and **welcomed Michael J. Cush** to replace her as Chief Program Officer.



VISIONS rehabilitation staff joined the New York State Commission for the Blind (NYSCB) in presenting at the **Annual Vision Rehabilitation Institute (VRI)** in Troy, NY.



Avian Perez, Program Manager of Caregiver Services, and Julia Yankelevich, Vision Rehabilitation Therapist (VRT) Intern, were the **2022 recipients of the Harriette K. Strauss and Burton M. Strauss, Jr. Tuition Assistance Grant.**

Program Highlights



One of VISIONS Center on Blindness (VCB)'s longest-standing programs, the Recreation & Rehabilitation (R&R) Program **welcomed 44 children with visual impairments and their families for 3 weeks of in-person activities** during the month of August. Participants learned everything from navigating safely, kitchen basics, and Braille, while parents received helpful resources, took part in support groups, and spent time with friends.



Participants at VISIONS Older Adult Center received **free training from Intergenerational Program volunteers**, using new tablets they received through the NYC Department for the Aging (DFTA). The tablets helped participants stay connected throughout the pandemic.



VISIONS Vocational Rehabilitation Center hosted its first **45-Day residential program** for participants who are blind or visually impaired, and also have developmental/intellectual disabilities. Participants were extremely supportive of each other, and served as a model for teamwork and commitment.

Event Highlights

Thank you to everyone who supported VISIONS 95th Anniversary Celebration! The event raised nearly \$100,000 to benefit VISIONS free services across New York City, Long Island, Westchester, Rockland, and the Lower Hudson Valley. **Special Thanks To** VISIONS Executive Director/CEO Nancy D. Miller for her outstanding leadership; all of our dedicated, hardworking staff who help participants see what is possible every day; a terrific and supportive Board of Directors and our Community Advisory Boards; and of course, Presenting Sponsor, Manhattan Eye, Ear and Throat Hospital.

To see photos from the event, visit <https://bit.ly/3cdLpA0>



VISIONS 36th Annual Golf & Tennis Outing took place on September 19th at the Fairview Country Club in Greenwich, Connecticut. The outing netted \$158,000 to support VISIONS free services at VISIONS Center on Blindness (VCB), in Westchester, and the Lower Hudson Valley. It was a gorgeous day on the course and on the courts! We would like to thank our honoree, Bill Resnick, the golf committee chaired by Ric Apter, speaker Michael Amoroso, and the staff at Fairview who worked diligently to keep everyone dry during the evening downpours.

To see photos from the event, visit <http://bit.ly/3Ywa1XT>



Event Highlights (Cont'd)



VISIONS Bronx-Westchester celebrated its first annual event ever held in Westchester at The Surf Club in New Rochelle. The event netted approximately \$45,000 to support VISIONS free services in the Bronx and in Westchester.



VISIONS Brooklyn Advisory Board hosted its second consecutive dinner in a beautiful, tented area at Gargiulo's Restaurant in Coney Island. The dinner netted almost \$12,000 to support VISIONS free services in Brooklyn.



VISIONS Queens Advisory Board held its 5th Annual Cocktails for a Cause fundraiser at J Fallon's Tap Room. The event exceeded expectations, netting more than \$10,000 to support free services for VISIONS participants in Queens and Long Island.



VISIONS Manhattan Advisory Board hosted a fantastic networking event on a beautiful rooftop in midtown Manhattan. It was wonderful seeing each other in person, meeting new people, and having our September honorees, Dr. Monica Dweck and Alex Bahary; and VISIONS Board Member Anusha Sharma, join us. Many thanks to advisory board member Ananth Sampathkumar, for the initial idea and for his support and hard work.



Manhattan Eye, Ear, and Throat Hospital hosted VISIONS Manhattan Advisory Board's Annual Awards Ceremony. The evening was enhanced by a keynote address by Jason Eckert of the Reader's Digest Partners for Sight Foundation, Emcee Gary Axelbank of Bronxnet, and Ms. Stefany Koslow who did a phenomenal job as our auctioneer; and raised almost \$30,000 net to support VISIONS free services in Manhattan.

For more information on VISIONS Community Advisory Boards, e-mail Amy Gordon, Senior Director of Fundraising Initiatives: agordon@visionsvcb.org

VISIONS Leadership (As Of March 2023)

Officers

Robert Schonbrunn*[∞]
President

Nancy T. Jones*
Past President

Dr. Cynthia Stuen[∞]
Vice President

Burton M. Strauss, Jr.
Treasurer

Kenneth J. Gralak[∞]
Assistant Treasurer

Denise G. Rabinowitz
Secretary

Directors

Sheldon I. Berg
Jyotika Bisht
Sherilyn Casiano
Ken Drucker
Dr. Andrew S. Fisher
Lucius L. Fowler*
Frances Freedman
Gloria Fu
Robert Heidenberg
Steven E. Kent
Theodore P. Klingos*
Dr. James McGroarty[∞]
Jagadish B. Rao[∞]
William S. Resnick
Peter A. Roffman
Anusha Sharma
Rebecca Zarett
Yan "Tuiggy" Zhang

Executive Team

Nancy D. Miller[∞]
Executive Director/CEO

Carlos Cabrera
Chief Financial Officer

Ruben Coellar[∞]
Chief Program Officer

Michael J. Cush[∞]
Chief Program Officer

Russell C. Martello
Chief Development Officer

Natalia S. Young[∞]
Chief Operating Officer

Advisory Council

Lois Wagh Aronstein[∞]
Mal L. Barasch
Joseph L. Corace^
Ronald C. Delo[∞]
Donald F. Dunning[∞]
Susan Hale
Robert S. Loeb[∞]
Michael O'Halloran[∞]
David J. Orenstein
Angelo Purciogliotti[∞]
Henry Saveth
Dr. Albert D. Widman
Stuart S. Wizwer[∞]
Nora Xie

Advisory Boards

Bronx-Westchester
Brooklyn
Manhattan
Queens

Center on Aging
Staten Island
VCB

* *Trustee, Fund for the Blind*
[∞] *Lion*
[^] *Kiwanian*

IF YOU
CAN'T SEE
SOMETHING
SAY
SOMETHING

Information about services or training for older individuals with vision loss, their family & friends, as well as healthcare and social service providers is available at **VISIONS** by calling **888-245-8333** or visiting **www.visionsvcb.org**

Make Life Better for Older People Who Cannot See Well

visions
services for the blind and visually impaired

The Aging and Vision Loss National Coalition is part of:

VisionServe Alliance
LEADING TO A BETTER WORLD FOR PEOPLE WITH VISION LOSS

Help Spread The Word

VISIONS created a public service announcement (PSA) campaign to build awareness for the services VISIONS offers to its participants.

This campaign, which originally started as a flyer, is available to share on social media. You can view the video on YouTube by visiting <https://youtu.be/vja0qHJR0l0>

Please e-mail marketing@visionsvcb.org if you or someone you know would like resources to share this campaign across your social media or professional networks.

OFFICERS

President
Robert Schonbrunn*
Past President
Nancy T. Jones*
Vice President
Dr. Cynthia Stuen
Treasurer
Burton M. Strauss, Jr.
Asst. Treasurer
Kenneth J. Gralak
Secretary
Denise G. Rabinowitz

BOARD OF DIRECTORS

Sheldon I. Berg
Jyotika Bisht
Sherilyn Casiano
Ken Drucker
Dr. Andrew S. Fisher
Lucius L. Fowler*
Frances Freedman
Gloria Fu
Robert Heidenberg
Steven E. Kent
Theodore P. Klingos*
Dr. James McGroarty
Jagadish B. Rao
William S. Resnick
Peter A. Roffman
Anusha Sharma
Yan "Tuiggy" Zhang

ADVISORY COUNCIL

Lois Wagh Aronstein
Mal L. Barasch
Joseph L. Corace
Ronald C. Delo
Donald F. Dunning
Susan Hale
Robert S. Loeb
Michael O'Halloran
David J. Orenstein
Angelo Purcigliotti
Henry Saveth
Dr. Albert D. Widman
Stuart S. Wizwer
Nora Xie

ADVISORY BOARDS

Bronx-Westchester
Brooklyn
Center on Aging
Manhattan
Queens
Staten Island
VCB

EXECUTIVE DIRECTOR/CEO

Nancy D. Miller

* Trustee, Fund for the Blind
∞ Lion
^ Kiwanian

A copy of our most recent financial statement is available by writing to VISIONS or the NYS Dept of Law Charities Bureau:
120 Broadway, 3rd Floor,
New York, NY 10271

VISIONS Treasurer's Letter

To provide VISIONS services, we received funds from a number of sources. During the year we generated \$9.4 million, excluding realized and unrealized gains in our investment accounts (up from \$8.1 million in the prior year). In 2022 \$10.6 million was appropriated for program services (up from \$9.5 million in the prior year). Interest and dividends received equaled \$1.8 million, unchanged from last year. Contributions and bequests and special events were \$1.3 million, up by 18% from the previous year. Government support was \$6.0 million, up 20% from the previous year. These sources generated 99% of our total receipts with the remaining revenues derived from miscellaneous sources.

Operating expenditures for VISIONS fiscal year ending September 30, 2022, increased to \$12.1 million compared to \$11.0 the previous year. Of this amount, \$10.6 million (88%) was spent for program services at VCB, Selis Manor and in the many communities we serve. The financial statement shows the breakdown of this spending between our three programs. Management and general costs equaled 8% of our expenses while fund raising requirements were only 4%. Salaries and benefits comprised 79% of our total expenses.

VISIONS net assets decreased 17% to \$108.8 million. Of this amount, only 17% (\$19.2 million) are unrestricted assets, with the remaining 83% being permanently or temporarily restricted with substantial restraints attached to their use. Within the unrestricted \$19.2 million unrestricted is \$7.7 million of fixed assets.

Since 1984, our financial statements have included sizable permanently restricted net assets. These net assets largely reflect endowment moneys known as "The Fund for the Blind," which is now a part of VISIONS. It is important to note several factors regarding the Fund so as to accurately interpret the data. The Fund for the Blind is a separate perpetual endowment fund operated within VISIONS by four independent self-perpetuating trustees, not by VISIONS full board of directors. It was created by a court order upon the dissolution of an agreement with Beekman Downtown Hospital which transferred to VISIONS funds its trustees had managed within Beekman. The order provided for VISIONS to receive the income of the Fund, gave the trustees complete control over its management and distribution in perpetuity and permitted additional distributions to VISIONS at the trustees' discretion. The Fund's assets, therefore, are not controlled by VISIONS nor freely available for its use and are not subject to VISIONS spending policies relating to permanently restricted assets. The trustees determine the amount of the Fund that will be made available for operations and, occasionally, the programmatic or capital uses of a portion of the funds. Restrictions exist which impede even the Trustees' ability to expend principal from The Fund for the Blind.

Burton M. Strauss, Jr.

Burton M. Strauss, Jr.
Treasurer

Promoting the Independence of People of All Ages Who Are Blind or Visually Impaired

visions CENTER ON BLINDNESS (VCB) | visions AT SELIS MANOR | visions REHABILITATION SERVICES

VISIONS/SERVICES FOR THE BLIND AND VISUALLY IMPAIRED 500 Greenwich St. 3rd Floor, New York, NY 10013-1354

Tel: 212-625-1616 Fax: 212-219-4078 E-mail: info@visionsvcb.org Website: www.visionsvcb.org

Contributions: 10/01/21 – 09/30/22

\$10,000 – \$499,999:

Allene Reuss Memorial Trust
Anonymous
Con Edison Company of New York, Inc.
Robert A. and Ellen Davis
Douglass Winthrop Advisors, LLC
Joseph F. Fallon
Fiduciary Trust Company International
Dr. and Mrs. Andrew S. Fisher
Lucius L. and Rhonda N. Fowler
Adrienne Germain
Heidenberg Properties, LLC
Robert Heidenberg
Nancy T. Jones
JP Morgan Chase Bank, N.A.
Kessler Foundation
Lavelle Fund for the Blind, Inc.
MGM Resorts International
Moses L. Parshelsky Foundation
Reader's Digest Partners for Sight Fdn
Robert A. Schonbrunn
Harriette K. and Burton M. Strauss, Jr.
The Achelis and Bodman Foundation
The Barker Welfare Foundation
The David Kimmel Foundation
The Eisner Foundation, Inc.
The Fan Fox & Leslie R. Samuels Foundation
The New York Community Trust
The Staten Island Foundation
TLJC Foundation

\$5,000 – \$9,999:

Amazon.com Services LLC
American International Group
BKD Foundation
Ed Lucas Foundation, Inc.
Sandra Erickson
Theodore Peter Klingos and Linda Klingos
Martha W Straus-Harry H Straus Foundation, Inc.
Nancy D. and Gerald Miller
Neal Miller and Nieves Cespedes
OSIA NYS Grand Lodge Foundation, Inc.
Israel O. and Precious Owodunni
Carl and Betty Pforzheimer, III
Denise G. and Jonathan D. Rabinowitz
Rochelle & David A. Hirsch

Foundation, Inc.
The Baumann Family Foundation
The Sandra Atlas Bass and Edyth & Sol G. Atlas Fund, Inc.
VASCA, Inc.
David A. and Rochelle B. Zarett

\$1,000 – \$4,999:

1919 Investment Counsel
American Resources Corp.
Gregory Anderson
Nandanie Appana
Fredric C. Apter
Arthur J. Gallagher & Co.
Atlantic Westchester, Inc.
Mal L. Barasch
John D. Belanich
Stephanie Belanich
Steven H. Black
Richard Blatt
Holly and Joseph Bonner
Douglas Andrew Borck
Brooklyn Bridge Lions Club
Robert Cross
Michael Cush
Elisabeth Depicciotto
Eifert, French & Ketchum
Christina H. Eisenbeis and Ralph Martin
Empire Blue Cross Blue Shield
Estate of Claire Wagner
Estate of Eli & Diane Rudolph
Norma P. Eversley
Michael S. Featherston
Foreseeable Future Foundation
Frances Freedman
Gloria Fu
Judith Rock Goldman
Kenneth J. Gralak
Michael D. and Ellyn S. Greenspan
Johnson & Johnson Foundation
Leslie Jones
Maureen Kenny
Steven E. and Catherine G. Kent
Thomas R. King
Rabbi David-Seith Kirshner
Deborah F. Knight
Anthony and Linda Lemma
Laurence and Stephanie Levy
Daniel M. Libby, M.D.
Lilker Associates Consulting Engineers, PC
Lions Club of Bedford Village
Lions Club of Larchmont
Mamaroneck
Lions Club of Pleasantville

Lions Club of the Bronx
Raymond List
Mancini Duffy
Russell Martello
Mattituck Lions Club
James and Jane McGroarty
Metzger-Price Fund, Inc.
Richard I. Miller and Shana Leib Miller
Mogil Organization, LLC
New York Hunts Point Lions Club
New York University
Sagrario Nieves
North Salem Lions Club
Orange Bank & Trust Company
Oyster Bay Lions Club
P S Marcato Elevator Co., Inc.
Anne Carin Pai
JoAnn Priore
PDG Angelo and PDG Ellen Purcigliotti
PDG Jagadish B. Rao
Richmond County Savings Foundation
Cynthia Robinson-Bioh
Peter A. Roffman
Victor M. Rosenzweig
Gene Rostov
Rye City Lions Club
S&P Global Ratings
Ananth Sampathkumar
Henry Saveth
Kenneth D. and Marcia B. Schlechter
Jean F. Sheng
Sight Improvement Center, Inc.
Krishna Singh
Sirena Restaurant
Marsha Slater Rider
Solid Benefit Guidance LLC
Janet Squitieri
Strong Foundation of New York
Kenneth R. Stuart
Dr. Cynthia Stuen and Rev. William Weisenbach
Francis Tabone
The Business Council of Westchester
The Doolittle Trust
The Glickenhau Foundation
James C. Tsai
Linda Tyler
Alan Vinegrad
Visually Impaired Advancement
Webster Bank, N.A.
Weil, Gotshal & Manges LLP

Westchester Insurance Professionals
Frederick L. and Katherine B. White
John and Libby Winthrop
Michael Wolf
Natalia S. Young

\$500 – \$999

Wilma Alonso
AmazonSmile Foundation
Vance Arocho
Beacon Investment Advisory Services
John Brandon
Brighton Beach - Coney Island Kiwanis Club
Dale Brown
Steven Burton
Carlos and Victoria M. Cabrera
Michael Cocco
Ruben P. Coellar and Marlene A. Fernandez
Contact Design, Inc.
Joseph L. and Nydia E. Corace
Carl Curtiss
Gregory Dworkin and Denise A. Kaiser
East End Lions Club
David A. and Jon Eberly
Charles English and Patricia Espey-English
Kevin Ennis
F and F Insurance
Fallsburg Lions Club
Patricia Fernandez
Howard K. Freilich
Mike Goldrick
Greenberg Traurig, PA
Heather E. Hanlon
Richard L. Hecht
Hendrick Hudson Lions Club
Jackson Lewis Foundation
Alan L. Jacobs
Carol Jarcho
Miriam Josephs
Ethan Kahn
Joseph Manopella
Brett Martello
Cathleen and Christopher McGuire
David McKay
Metro Optics Eyewear Inc.
Robert Milea
Brian Mittman, Esq.
Nathan and Augusta Simpson

Foundation
 Christianna Nelson
 Network of Jewish Human Service
 Agencies
 New York Impacto Lions Club
 Danielle A. Noak and Sandra
 Erickson
 North Babylon Lions Club
 Richard J. and Jane Novick
 NYC Health & Hospitals
 Corporation
 Michael O'Halloran
 Odd Man Out, LLC
 Steven M. and Jamie Martin Olken
 Griffin Pinkow
 Jennifer Richard
 Louis Russo
 Andrew Schwartz
 Shapiro, Croland, Reiser, Apfel &
 Di Iorio, LLP
 Signature Bank
 SMBC Group
 Sol and Margaret Berger
 Foundation
 Mr. and Mrs. Michael Sweedler
 The Gibney Family Foundation
 The Heffer Family Foundation, Inc.
 The Hudson Gateway Realtor
 Foundation
 The Ostrove Group Incorporated
 Paul R. Trebilcock and Deborah W.
 Dorsey
 Doris Varlese
 Kathryn Walsh
 Rebecca Zarett

In-Kind Donations

Antonio's Trattoria
 Ric Apter
 Artshack Brooklyn/Quinn McNeill
 Atlantic Westchester, Inc./Bud
 Hammer
 Austin's Ale House
 Brad Hess Photography/Brad Hess
 Bruce Balsam
 Bernadette Baker-Baughman
 BC Bistro
 Stephanie Belanich
 Rita Brackeen
 Brooklyn Children Museum/
 Stephanie Wilchfort
 Brooklyn Botanic Garden/Kate
 Fermoile
 Valerie Buckner
 Kristen Cappelli-Schmidt
 Mary Cappelli
 Crabtree's Restaurant
 Jane DeLuca
 Kathy DeLuca
 Anthony J. DiLeonardo

Gene DiNapoli
 Dua Gourmet Market/Alexandra
 Lulaj
 Barbara and Michael Eden
 Karen Eisenstadt
 Empire City Casino/Jelena Gerga
 Fairview Country Club/Jeff Francis
 FEMA/Region II - DR-4614-NJ/Lori
 Ross
 Christopher Furtick
 Bernadine Gillette
 Roza Gjonaj
 Ellen Goldsmith
 Mildred Green
 Grace Grigoleit
 Wayne Gurreri
 Iavarone Brothers Cafe
 Margaret Ioannou
 K. Pacho Restaurant
 J Fallon's Tap Room/ Marc DiCarlo
 and Jay DiCarlo
 Nancy T. Jones
 Rosalie La Rosa
 Jessica Lewis
 Michelle Liu
 Donna Madnick
 Mahopac Golf Club/Michele
 Segatti
 Brian Malfettone
 Manhattan Eye, Ear, and Throat
 Hospital/Janet Christenson
 Marriott Westchester/Terry
 McAneney and Jonathan
 Gargiulo
 Matthew 25: Ministries/Proctor &
 Gamble/Patty Dilg
 Mayor's Office for People with
 Disabilities
 Rosalyn McDavid
 Nancy D. and Gerald Miller
 MSG/Sydney Di Maggio
 Museum Editions Ltd./ Charles
 Fazzino
 New Canaan Library/Anthony
 Marrocolla
 New York Botanical Garden
 New York Country Club/Garret
 Hirsch
 NY Yankees/Caryl Laurenzano
 Anna Panettiere
 PPE4ALL/Emme Magliato, COO
 Chef Franco Raicovich
 Fern Rashkover
 Residence Inn by Marriott
 Richard Gottfried's District Office/
 Phil Marius
 Ridgewood Saving Bank/Maureen
 Carvin
 Linda Rossi
 Salon Deana Inc. /Deana Tiseo

Ananth Sampathkumar
 Samsung/Nicole Murakami
 Sandra Saunders
 Anusha Sharma
 Judith Shaw
 Marion Sheppard
 Virginia Skar
 Janet Squitieri
 Harriette K. and Burton M.
 Strauss, Jr.
 Sunningdale Country Club/ Dana
 Cancellaro, General Manager
 Gail Sussman
 Swing the Teapot
 Francis Tabone
 Alex Tanchoco
 Tarrytown Music Hall/Bjorn
 Olsson, Executive Director
 The Harrison Restaurant
 The Somers Pointe/Adrianna
 DiNapoli
 T.W.I.N., LLC/Isabella Serrani
 Vision Music & Entertainment/Joe
 Depiola
 Alex Vorchheimer
 Yvonne Whitehurst
 Wildlife Conservation Society
 Henry Wong
 Deborah Zanca

Lions In-Kind Donations

10/01/20-09/30/21

Richmond Hill-South Ozone Park
 Lions Club / Lion Romeo Hitlall,
 PMJF

Special Thanks for their Support 2021-2022:

U.S. Senator

Kirsten Gillibrand

U.S. Congress

Daniel Goldman
 Jerrold Nadler

NYS Governor

Kathy Hochul

NYS Senator

Brad Hoylman-Sigal

NYS Assembly

Richard Gottfried
 Tony Simone
 David I. Weprin

NYS Office of Children and Family Services

Sheila J. Poole, Commissioner
 Suzanne Miles-Gustave, Esq,
 Acting Commissioner

NYS Commission for the Blind

Julie Hovey,
 Associate Commissioner

Village of New Hempstead

Mayor

Abe Sicker

NYC Mayor

Eric Adams

NYC Department for the Aging

Lorraine Cortés-Vázquez,
 Commissioner

Mayor's Office for People with Disabilities

Christina Curry, Commissioner

Manhattan Borough President

Mark Levine

NYC Council Members

Speaker Adrienne Adams
 Erik Bottcher
 Tiffany Caban
 Carmen De La Rosa
 Amanda Farias
 Kamillah Hanks
 Rita Joseph
 Linda Lee
 Julie Menin
 Vickie Paladino
 Keith Powers
 Kevin Riley
 Pierina Ana Sanchez
 Sandra Ung
 Marjorie Velazquez

Government Contracts

NJ Commission for the Blind and
 Visually Impaired
 NYC Department for the Aging
 NYC Department of Youth and
 Community Development
 NYC SEFA
 NYS Commission for the Blind
 NY State Comptroller
 State of Connecticut Department
 of Aging and Disability Services

We apologize for any omissions.
 To report any concerns please
 email nsy@visionsvcb.org

**VISIONS/SERVICES FOR THE BLIND
AND VISUALLY IMPAIRED**

**Financial Statements as of
September 30, 2022
Together with
Independent Auditor's Report**

Bonadio & Co., LLP
Certified Public Accountants

INDEPENDENT AUDITOR'S REPORT

March 14, 2022

The Board of Directors of
VISIONS/Services for the Blind and Visually Impaired:

Opinion

We have audited the accompanying financial statements of VISIONS/Services for the Blind and Visually Impaired ("VISIONS") (a nonprofit organization), which comprise the statement of financial position as of September 30, 2022, and the related statements of activities and changes in net assets, functional expenses and cash flows for the year then ended and the related notes to the financial statements.

In our opinion, the financial statements referred to above present fairly, in all material respects, the financial position of VISIONS as of September 30, 2022, and the changes in its net assets and its cash flows for the year then ended in accordance with accounting principles generally accepted in the United States of America.

Basis for Opinion

We conducted our audit in accordance with auditing standards generally accepted in the United States of America. Our responsibilities under those standards are further described in the Auditor's Responsibilities for the Audit of the Financial Statements section of our report. We are required to be independent of VISIONS and to meet our other ethical responsibilities in accordance with the relevant ethical requirements relating to our audit. We believe that the audit evidence we have obtained is sufficient and appropriate to provide a basis for our audit opinion.

Responsibilities of Management for the Financial Statements

Management is responsible for the preparation and fair presentation of the financial statements in accordance with accounting principles generally accepted in the United States of America, and for the design, implementation, and maintenance of internal control relevant to the preparation and fair presentation of financial statements that are free from material misstatement, whether due to fraud or error.

In preparing the financial statements, management is required to evaluate whether there are conditions or events, considered in the aggregate, that raise substantial doubt about VISIONS' ability to continue as a going concern within one year after the date that the financial statements are available to be issued.

1040 Avenue of the
Americas, 3rd Floor
New York, NY 10018
p (212) 600-2854

www.bonadio.com

(Continued)

INDEPENDENT AUDITOR'S REPORT

(Continued)

Auditor's Responsibilities for the Audit of the Financial Statements

Our objectives are to obtain reasonable assurance about whether the financial statements as a whole are free from material misstatement, whether due to fraud or error, and to issue an auditor's report that includes our opinion. Reasonable assurance is a high level of assurance but is not absolute assurance and therefore is not a guarantee that an audit conducted in accordance with generally accepted auditing standards will always detect a material misstatement when it exists. The risk of not detecting a material misstatement resulting from fraud is higher than for one resulting from error, as fraud may involve collusion, forgery, intentional omissions, misrepresentations, or the override of internal control. Misstatements are considered material if there is a substantial likelihood that, individually or in the aggregate, they would influence the judgment made by a reasonable user based on the financial statements.

In performing an audit in accordance with generally accepted auditing standards, we:

- Exercise professional judgment and maintain professional skepticism throughout the audit.
- Identify and assess the risks of material misstatement of the financial statements, whether due to fraud or error, and design and perform audit procedures responsive to those risks. Such procedures include examining, on a test basis, evidence regarding the amounts and disclosures in the financial statements.
- Obtain an understanding of internal control relevant to the audit in order to design audit procedures that are appropriate in the circumstances, but not for the purpose of expressing an opinion on the effectiveness of VISIONS' internal control. Accordingly, no such opinion is expressed.
- Evaluate the appropriateness of accounting policies used and the reasonableness of significant accounting estimates made by management, as well as evaluate the overall presentation of the financial statements.
- Conclude whether, in our judgment, there are conditions or events, considered in the aggregate, that raise substantial doubt about VISIONS' ability to continue as a going concern for a reasonable period of time.

We are required to communicate with those charged with governance regarding, among other matters, the planned scope and timing of the audit, significant audit findings, and certain internal control related matters that we identified during the audit.

Report on Summarized Comparative Information

We have previously audited VISIONS' 2021 financial statements and we expressed an unmodified audit opinion on those audited financial statements in our report dated March 1, 2022. In our opinion, the summarized comparative information presented herein as of and for the year ended September 30, 2021, is consistent, in all material respects, with the audited financial statements from which it has been derived.

Bonadio & Co., LLP

VISIONS/SERVICES FOR THE BLIND AND VISUALLY IMPAIRED

STATEMENT OF FINANCIAL POSITION

SEPTEMBER 30, 2022

(With summarized comparative information as of September 30, 2021)

ASSETS	<u>2022</u>	<u>2021</u>
Cash and cash equivalents	\$ 1,257,078	\$ 1,575,623
Investments - without donor restrictions	9,363,983	11,191,155
Interest and dividends receivable	117,328	120,082
Government grants receivable	1,864,209	976,676
Contributions receivable	100,000	175,000
Prepaid expenses and other assets	212,140	210,801
Fixed assets, net	7,667,214	7,966,919
Beneficial interest in perpetual trusts	3,487,995	4,476,700
Long-term investments - with donor restrictions	<u>85,632,841</u>	<u>105,549,443</u>
Total assets	<u>\$ 109,702,788</u>	<u>\$ 132,242,399</u>
LIABILITIES AND NET ASSETS		
LIABILITIES:		
Accounts payable and accrued expenses	\$ 517,575	\$ 538,311
Government advances	<u>411,063</u>	<u>-</u>
Total liabilities	<u>928,638</u>	<u>538,311</u>
NET ASSETS:		
Without donor restrictions	19,152,932	21,257,105
With donor restrictions	<u>89,621,218</u>	<u>110,446,983</u>
Total net assets	<u>108,774,150</u>	<u>131,704,088</u>
Total liabilities and net assets	<u>\$ 109,702,788</u>	<u>\$ 132,242,399</u>

The accompanying notes are an integral part of these statements.

VISIONS/SERVICES FOR THE BLIND AND VISUALLY IMPAIRED

STATEMENT OF ACTIVITIES AND CHANGES IN NET ASSETS FOR THE YEAR ENDED SEPTEMBER 30, 2022

(With summarized comparative information for the year ended September 30, 2021)

		Without Donor Restrictions	With Donor Restrictions	Total	
				2022	2021
REVENUES, GAINS AND OTHER SUPPORT:					
Contributions and bequests		\$ 234,889	\$ 901,769	\$ 1,136,658	\$ 1,056,203
Community events	246,718				
Less: direct expenses of community events	(29,400)	217,318	-	217,318	24,797
Government support		284,558	5,741,205	6,025,763	5,023,159
Special events	242,146				
Less: direct expenses of special events	(69,552)	172,594	-	172,594	197,128
VCB contributions		30,947	-	30,947	2,113
Interest and dividends		150,574	1,619,618	1,770,192	1,798,813
Net realized and unrealized gain on investments, net of investment fees of \$768,998 and \$723,521, respectively		(2,010,161)	(17,226,513)	(19,236,674)	19,237,136
Other revenues		22,209	-	22,209	30,744
Net assets released from restrictions		10,873,139	(10,873,139)	-	-
Total revenues, gains and other support		9,976,067	(19,837,060)	(9,860,993)	27,370,093
EXPENSES:					
Program services					
VCB		2,431,287	-	2,431,287	2,383,490
Community services		6,732,169	-	6,732,169	5,851,300
Selis Manor		1,416,152	-	1,416,152	1,300,902
Total program services		10,579,608	-	10,579,608	9,535,692
Supporting services					
Management and general		977,264	-	977,264	992,430
Fundraising		523,368	-	523,368	474,997
Total supporting services		1,500,632	-	1,500,632	1,467,427
Total expenses		12,080,240	-	12,080,240	11,003,119
Change in fair value of beneficial interest in perpetual trusts		-	(988,705)	(988,705)	672,463
CHANGE IN NET ASSETS		(2,104,173)	(20,825,765)	(22,929,938)	17,039,437
NET ASSETS - beginning of year		21,257,105	110,446,983	131,704,088	114,664,651
NET ASSETS - end of year		\$ 19,152,932	\$ 89,621,218	\$ 108,774,150	\$ 131,704,088

The accompanying notes are an integral part of these statements.

VISIONS/SERVICES FOR THE BLIND AND VISUALLY IMPAIRED

STATEMENT OF FUNCTIONAL EXPENSES FOR THE YEAR ENDED SEPTEMBER 30, 2022

(With summarized comparative information for the year ended September 30, 2021)

	Program Services				Supporting Services				Total	
	VCB	Community Services	Selis Manor	Total	Management and General	Fundraising	Direct Expenses of Events	Total	2022	2021
Salaries	\$ 821,727	\$ 4,164,990	\$ 786,563	\$ 5,773,280	\$ 593,075	\$ 329,366	\$ -	\$ 922,441	\$ 6,695,721	\$ 6,167,415
Payroll taxes and employee benefits	330,773	1,784,996	343,984	2,459,753	273,848	145,905	-	419,753	2,879,506	2,692,355
Total salaries, taxes and employee benefits	1,152,500	5,949,986	1,130,547	8,233,033	866,923	475,271	-	1,342,194	9,575,227	8,859,770
Occupancy	8,366	48,829	9,170	66,365	10,056	4,022	-	14,078	80,443	43,189
Insurance	47,257	140,231	27,205	214,693	24,348	9,739	-	34,087	248,780	230,832
Utilities	201,707	10,378	1,949	214,034	2,137	855	-	2,992	217,026	189,047
Telephone	11,430	11,334	11,179	33,943	687	275	-	962	34,905	40,139
Postage	1,005	13,500	1,039	15,544	1,128	555	-	1,683	17,227	16,814
Printing	6,745	14,207	3,710	24,662	1,278	10,617	-	11,895	36,557	38,228
Subscriptions, dues and conferences	2,921	17,417	4,726	25,064	3,366	2,651	-	6,017	31,081	18,819
Transportation	57,697	57,112	4,863	119,672	1,080	3,050	-	4,130	123,802	91,413
Food	262,846	7,196	154,663	424,705	-	-	-	-	424,705	311,993
Laundry	11,265	-	-	11,265	-	-	-	-	11,265	3,099
Professional fees	3,021	154,619	3,080	160,720	44,277	298	-	44,575	205,295	163,932
Community and special events admissions and donor costs	-	-	-	-	-	-	98,952	98,952	98,952	130,081
Office supplies	6,297	6,461	2,303	15,061	1,331	682	-	2,013	17,074	18,713
Program supplies and expenses	5,100	195,430	9,814	210,344	-	-	-	-	210,344	172,974
Repairs and maintenance	220,297	30,941	31,968	283,206	5,323	9,022	-	14,345	297,551	236,073
Staff recruitment and development	9,579	25,038	6,930	41,547	5,136	2,054	-	7,190	48,737	41,691
Miscellaneous	6,418	26,476	7,617	40,511	5,455	2,381	-	7,836	48,347	34,840
Depreciation	416,836	23,014	5,389	445,239	4,739	1,896	-	6,635	451,874	491,553
Total expenses	2,431,287	6,732,169	1,416,152	10,579,608	977,264	523,368	98,952	1,599,584	12,179,192	11,133,200
Less expenses deducted directly from revenues on the statements of activities and changes in net assets	-	-	-	-	-	-	(98,952)	(98,952)	(98,952)	(130,081)
Total expenses reported by function on the statements of activities and changes in net assets	\$ 2,431,287	\$ 6,732,169	\$ 1,416,152	\$ 10,579,608	\$ 977,264	\$ 523,368	\$ -	\$ 1,500,632	\$ 12,080,240	\$ 11,003,119

The accompanying notes are an integral part of these statements.

VISIONS/SERVICES FOR THE BLIND AND VISUALLY IMPAIRED

STATEMENT OF CASH FLOWS

SEPTEMBER 30, 2022

(With summarized comparative information for the year ended September 30, 2021)

	2022	2021
CASH FLOWS FROM OPERATING ACTIVITIES:		
Change in net assets	\$ (22,929,938)	\$ 17,039,437
Adjustments to reconcile change in net assets to net cash used in operating activities:		
Depreciation	451,875	491,553
Decrease (increase) in fair value in beneficial interest in perpetual trusts	988,705	(672,463)
Realized and unrealized gain on investments	18,467,676	(19,960,657)
Contribution restricted for endowment	-	(231)
Increase (decrease) in cash attributable to changes in operating assets and liabilities:		
Interest and dividends receivable	2,754	(20,793)
Government grants receivable	(887,533)	(284,505)
Contributions receivable	75,000	400,000
Prepaid expenses and other assets	(1,339)	13,242
Accounts payable and accrued expenses	(20,736)	124,096
Government advances	411,063	(321,499)
Net cash used in operating activities	(3,442,473)	(3,191,820)
CASH FLOWS FROM INVESTING ACTIVITIES:		
Proceeds on sale of investments	27,216,955	5,314,791
Purchase of investments	(23,940,857)	(2,195,622)
Purchase of fixed assets	(152,170)	(45,946)
Net cash provided by investing activities	3,123,928	3,073,223
CASH FLOWS FROM FINANCING ACTIVITIES:		
Investment for permanent endowment	-	231
Net cash flow from financing activities	-	231
CHANGE IN CASH AND CASH EQUIVALENTS	(318,545)	(118,366)
CASH AND CASH EQUIVALENTS - beginning of year	1,575,623	1,693,989
CASH AND CASH EQUIVALENTS - end of year	\$ 1,257,078	\$ 1,575,623

The accompanying notes are an integral part of these statements.

VISIONS/SERVICES FOR THE BLIND AND VISUALLY IMPAIRED

NOTES TO FINANCIAL STATEMENTS SEPTEMBER 30, 2022

1. THE ORGANIZATION

VISIONS/Services for the Blind and Visually Impaired (“VISIONS”) is a nonprofit rehabilitation and social service organization whose purpose is to develop and implement programs to:

- Assist people of all ages who are blind or visually impaired to lead independent and active lives in their homes and communities; and
- Educate the public to understand the capabilities and needs of people who are blind or visually impaired so that they may be integrated into all aspects of community life.

VISIONS fulfills its purpose by providing:

- Individualized rehabilitation training at home or in the community and in group settings
- Social services
- Employment training and job development
- Group and community education and activities

VISIONS programs focus on individuals with low income who are located primarily in the Greater New York Metropolitan area who are blind or visually impaired, including those with multiple disabilities, elderly, limited-English speakers and culturally diverse consumers.

In connection with the services it provides, VISIONS operates a training facility renamed VISIONS Center on Blindness (“VCB”). This facility was formerly known as Vacation Camp for the Blind. VCB is located in Spring Valley, New York. A new building and program called the Vocational Rehabilitation Center opened at VCB in August 2017. In addition, VISIONS is the service provider for the residents and guests of the building at Selis Manor located in New York City.

During the Covid-19 pandemic, VISIONS created robust remote services and activities for blind participants, their families and supporters. This expansion was successful in reaching socially and geographically isolated persons and has continued beyond the pandemic along with in person service delivery.

VISIONS is exempt from federal income tax under Section 501(c)(3) of the Internal Revenue Code, and has been classified as a public charity as defined in Section 509(a)(1) of the Internal Revenue Code (“IRC”), thereby qualifying donors for the maximum charitable deduction allowed under the IRC. VISIONS is funded primarily through investment income, government support and contributions.

2. SUMMARY OF SIGNIFICANT ACCOUNTING POLICIES

Basis of Presentation

The financial statements have been prepared on the accrual basis of accounting and in accordance with accounting principles generally accepted in the United States of America (“U.S. GAAP”).

Estimates

The preparation of financial statements in conformity with U.S. GAAP requires management to make estimates and assumptions that affect the reported amounts of assets and liabilities and disclosure of contingent assets and liabilities at the date of the financial statements and the reported amounts of revenues and expenses during the reporting period. Actual results could differ from those estimates.

Financial Statement Net Asset Presentation

Net assets and revenues, expenses, gains and losses are classified based on the existence or absence of donor-imposed restrictions. Accordingly, net assets and changes therein are classified and reported as follows:

Net Assets Without Donor Restrictions – Net assets without donor restrictions are available for use at the discretion of the Board of Directors (the “Board”) and/or management for general operating purposes. The Board may designate a portion of these net assets for a specific purpose which makes them unavailable for use at management’s discretion.

Net Assets With Donor Restrictions – Net assets with donor restrictions consist of assets whose use is limited by donor-imposed, time and/or purpose restrictions. Some net assets with donor restrictions include a stipulation that assets provided be maintained permanently (perpetual in nature) while permitting VISIONS to expend the income generated by the assets in accordance with the provisions of additional donor-imposed stipulations or a Board approved spending policy.

As of September 30, 2022 and 2021, there were no net assets with board designations.

Cash and Cash Equivalents

VISIONS considers highly liquid investments with an original maturity of three months or less when purchased, other than cash and cash equivalents included in VISIONS’ investment portfolio to be cash equivalents. VISIONS maintains cash balances at financial institutions and at times has balances in excess of federally-insured amounts. VISIONS has not experienced any losses in these accounts and believes it is not exposed to any significant risk with respect to cash and cash equivalents.

Investments

Investments are stated at fair value. Investments, in general, are exposed to various risks such as interest rate, credit and overall market volatility. Due to the level of risk associated with certain investments, it is at least reasonably possible that changes in the values of investment securities will occur in the near term, based on market fluctuations, and that such changes could materially affect the amounts reported in the financial statements.

Beneficial Interest in Perpetual Trusts

VISIONS has beneficial interests in funds held in perpetual trusts by other entities as trustees. The fair value of VISIONS’ beneficial interest in these perpetual trusts is estimated to be equal to the fair value of the portion of assets underlying the trusts attributable to VISIONS’ interest and is classified as net assets with donor restrictions. These assets are not controlled by VISIONS nor are they available for use, therefore, these assets are not subject to VISIONS’ investments and spending policies relating to investments with donor restrictions.

2. SUMMARY OF SIGNIFICANT ACCOUNTING POLICIES (Continued)

Fair Value Measurements

Accounting Standards Codification (ASC) 820 *Fair Value Measurements* establishes a framework for measuring fair value. The framework provides a fair value hierarchy that prioritizes the inputs to valuation techniques used to measure fair value. The hierarchy gives the highest priority to unadjusted quoted prices in active markets for identical assets or liabilities (Level 1 measurements) and the lowest priority to unobservable inputs (Level 3 measurements). The three levels of the fair value hierarchy are described below. Level 1 inputs to the valuation methodology are unadjusted quoted prices for identical assets or liabilities in active markets that VISIONS has the ability to access. Level 2 inputs to the valuation methodology include:

- Quoted prices for similar assets or liabilities in active markets;
- Quoted prices for identical or similar assets or liabilities in inactive markets;
- Inputs other than quoted prices that are observable for the asset or liability;
- Inputs that are derived principally from or corroborated by observable market data by correlation or other means.

If the asset or liability has a specified (contractual) term, the Level 2 input must be observable for substantially the full term of the asset or liability. Level 3 inputs to the valuation methodology are unobservable and significant to the fair value measurement. The asset or liability's fair value measurement level within the fair value hierarchy is based on the lowest level of any input that is significant to the fair value measurement. Valuation techniques used need to maximize the use of observable inputs and minimize the use of unobservable inputs.

The following is a description of the valuation methodologies used for assets measured at fair value. There have been no changes in the methodologies used as of September 30, 2022 as compared to those used as of September 30, 2021.

U.S. Treasury and government agency obligations, exchange traded funds, and equity securities - Valued using pricing models maximizing the use of observable inputs for similar securities.

Corporate obligations and mortgage-backed securities - Valued at fair value by discounting the related cash flows based on current yields of similar instruments with comparable durations considering the creditworthiness of the issuer.

Investment funds - Valued at the closing price reported on the active market on which the individual securities are traded.

Beneficial interest in perpetual trusts - Valued based on the fair value of the underlying assets.

The methods described above may produce a fair value calculation that may not be indicative of net realizable value or reflective of future fair values. Furthermore, while VISIONS believes its valuation methods are appropriate and consistent with other market participants, the use of different methodologies or assumptions to determine the fair value of certain financial instruments could result in a different fair value measurement at the reporting date.

See Note 5 for the table that sets forth by level, within the fair value hierarchy, the assets at fair value as of September 30, 2022 and 2021.

2. SUMMARY OF SIGNIFICANT ACCOUNTING POLICIES (Continued)

Contributions Receivable

Unconditional promises to give are recognized as revenue when the promise is received. Unconditional promises to give that are expected to be collected within one year are recorded at fair value. Unconditional promises to give that are expected to be collected in future years are recorded at the present value of their estimated future cash flows. The discounts on these amounts are computed using risk-adjusted interest rates applicable to the years in which the promises are received, if material. Amortization of the discounts is included in contribution revenue. Conditional promises to give are not included as support until the conditions are substantially met. All contributions receivable are due within the current operating cycle at September 30, 2022 and 2021.

Government Grants Receivable

VISIONS records receivable from government grants based on established rates or contracts for services provided. Interest is not charged on overdue receivables.

Allowance for Doubtful Accounts

VISIONS has determined that an allowance for uncollectible government grants receivable or contributions receivable is not necessary as of September 30, 2022 and 2021. Such estimate is based on management's assessments of the creditworthiness of its funding sources, the aged basis of its receivables, as well as current economic conditions, subsequent collections and historical information.

Fixed Assets

Fixed assets are stated at cost less accumulated depreciation. These amounts do not purport to represent replacement or realizable values. Acquisitions with a cost of \$5,000 and an estimated useful life greater than one year are capitalized at cost. Depreciation is provided on the straight-line method over the estimated useful lives of the assets.

Government Advances

Advances represent grant funds received in advance, attributable to future periods.

Government Support

Revenues from government agencies are recognized when earned. Expense-based grants are recognized as allowable expenses are incurred. Performance-based grants are recognized as milestones are achieved. There were no provisions for disallowances reflected in the accompanying financial statements, since management does not anticipate any material adjustments.

VISIONS recognizes revenue from government grants as revenue when eligible costs are incurred or services performed. A receivable is recognized to the extent revenue earned exceeds cash advances. Conversely, deferred revenue is recorded when cash advances exceed support and revenue earned.

2. SUMMARY OF SIGNIFICANT ACCOUNTING POLICIES (Continued)

Revenue Recognition

FASB ASC 606 outlines a five-step framework for recognizing revenue from exchange transactions. The core principle of the guidance in ASC 606 is that an entity should recognize revenue to depict the transfer of promised goods or services to customers in an amount that reflects the consideration to which VISIONS expects to be entitled in exchange for those goods or services. VISIONS' accounting policies related to revenues subject to ASC 606 are set forth below.

Program service revenue is recognized at approved government or foundation rates when VISIONS satisfies their performance obligations under contracts by transferring services to eligible individuals. VISIONS' performance obligations include: providing vision rehabilitation, pre-employment/work readiness, placement, technology training, children and youth, older adult center, unpaid caregiver support and respite services, as well as other services to individuals living with vision loss and other disabilities. The transaction price is based on established contracts and grants for services provided. These rates may be negotiated or set and determined by the government entity for allowable expenditures in rate setting periods that are generally every 5-6 years or more for city and state government contracts.

Revenue from the provision of these services is generally billed monthly based on the type of services provided and per payors' requirements. City contract payments are generally received within 30 days of billing once the contract is fully registered, which may take more than 6 months from initial approval. State contract billed payments can take 3-9 months or longer to be received. Foundation grants are generally received in advance and reconciled annually.

VCB Contributions

VCB contributions for services are based upon ability to pay as determined by the participant.

Occupancy Expense

Occupancy expense for the years ended September 30, 2022 and 2021 consists of office condominium maintenance charges.

Functional Allocation of Expenses

Expenses directly attributable to specific functions of VISIONS are reported as expense of those functional areas. The financial statements report certain categories of expenses that are attributable to more than one program or supporting function. Therefore, these expenses require allocation on a reasonable basis that is consistently applied. The expenses that are allocated include salaries, payroll taxes and employee benefits, occupancy, telephone and utilities, which are allocated on the basis of estimates of employee time.

Summarized Financial Information

The financial statements include certain prior-year summarized comparative information in total but not by net asset class or functional expense categorization. Such information does not include sufficient detail to constitute a presentation in conformity with U.S. GAAP. Accordingly, such information should be read in conjunction with VISIONS' financial statements as of and for the year ended September 20, 2021, from which the summarized information was derived. Certain 2021 amounts have been reclassified to conform with 2022 financial statement preparation.

3. LIQUIDITY AND AVAILABILITY

VISIONS' financial assets available for general expenditures, that are without donor restrictions limiting their use, within one year of the statement of financial position date comprise the following:

Financial assets at:	<u>2022</u>	<u>2021</u>
Cash and cash equivalents	\$ 1,257,078	\$ 1,575,623
Investments	94,996,824	116,740,598
Interest and dividends receivable	117,328	120,082
Government grants receivable	1,864,209	976,676
Contributions receivable	100,000	175,000
Beneficial interest in perpetual trusts	<u>3,487,995</u>	<u>4,476,700</u>
Financial assets available at year-end	101,823,434	124,064,679
Less amounts unavailable for general expenditures within one year, due to:		
Endowments and beneficial interest in perpetual trusts	(89,212,589)	(110,026,143)
Restricted by donors for purpose or time restrictions	<u>(408,629)</u>	<u>(420,840)</u>
Total financial assets available for general expenditures within one year	<u>\$ 12,202,216</u>	<u>\$ 13,617,696</u>

VISIONS maintains a policy of structuring its financial assets to be available for its general expenditures, liabilities, and other obligations as they become due. In the event of unanticipated liquidity needs, the investments without donor restrictions can be liquidated when such funds are needed.

4. RETIREMENT PLAN

VISIONS sponsors a defined contribution pension program under Section 403(b) of the Internal Revenue Code. Employees may make voluntary contributions to the plan. VISIONS contributes 5% of an eligible employee's salary provided that such employee has been employed full time by VISIONS for at least one year. For the years ended September 30, 2022 and 2021, such contributions resulted in expenses of \$297,779 and \$273,092, respectively.

5. INVESTMENTS AND ASSETS MEASURED AT FAIR VALUE

VISIONS' investments are stated at fair value. Fair value is the price that would be received to sell an asset or paid to transfer a liability in an orderly transaction between market participants at the measurement date. The following table presents the financial assets measured at fair value on a recurring basis and are categorized using the fair value hierarchy. The fair value hierarchy has three levels based on the reliability of the inputs used to determine fair value as follows: level 1 consisting of quoted prices in active markets for identical assets; level 2 consisting of significant other observable inputs; and level 3 consisting of significant unobservable inputs.

5. INVESTMENTS AND ASSETS MEASURED AT FAIR VALUE (Continued)

Assets measured at fair value as of September 30, 2022 are as follows:

	Total	Level 1	Level 2	Level 3
Corporate obligations	\$ 11,197,435	\$ -	\$ 11,197,435	\$ -
U.S. Treasury and government				
agency obligations	5,757,782	-	5,757,782	-
Mortgage-backed securities	1,800	-	1,800	-
Equity securities	61,258,699	61,258,699	-	-
Investment funds	275,613	275,613	-	-
Exchange traded funds				
Equity funds	\$ 4,981,989			
Fixed income funds	198,500			
Total exchange traded funds	5,180,489	5,180,489	-	-
Total investments reported on				
the fair value heirarchy	83,671,818	\$ 66,714,801	\$ 16,957,017	
Cash and cash equivalents	11,325,006			
Total investments	\$ 94,996,824			
Beneficial interest in perpetual trusts	\$ 3,487,995			\$ 3,487,995

Assets measured at fair value as of September 30, 2021 are as follows:

	Total	Level 1	Level 2	Level 3
Corporate obligations	\$ 21,189,022	\$ -	\$ 21,189,022	\$ -
U.S. Treasury and government				
agency obligations	6,508,303	-	6,508,303	-
Mortgage-backed securities	3,283	-	3,283	-
Equity securities	77,664,059	77,664,059	-	-
Investment funds	357,748	357,748	-	-
Exchange traded funds				
Equity funds	\$ 7,510,201			
Fixed income funds	810,033			
Total exchange traded funds	8,320,234	8,320,234	-	-
Total investments reported on				
the fair value heirarchy	114,042,649	\$ 86,342,041	\$ 27,700,608	-
Cash and cash equivalents	2,697,949			
Total investments	\$ 116,740,598			
Beneficial interest in perpetual trusts	\$ 4,476,700			\$ 4,476,700

5. INVESTMENTS AND ASSETS MEASURED AT FAIR VALUE (Continued)

Total investments as reported on the statement of financial position are comprised of the following at September 30:

	<u>2022</u>	<u>2021</u>
Investments - without donor restrictions	\$ 9,363,983	\$ 11,191,155
Long-term investments - with donor restrictions	85,632,841	105,549,443
Total investments	<u>\$ 94,996,824</u>	<u>\$ 116,740,598</u>

Beneficial Interest in Perpetual Trusts

The table below sets forth a summary of changes in the fair value of the Level 3 assets pertaining to the Beneficial Interest in Perpetual Trusts for the years ended September 30:

	<u>2022</u>	<u>2021</u>
Balance at beginning of year	\$ 4,476,700	\$ 3,804,237
Increase (decrease) in fair value	(988,705)	672,463
Balance at year end	<u>\$ 3,487,995</u>	<u>\$ 4,476,700</u>

6. FIXED ASSETS

Fixed assets consist of the following as of September 30:

	<u>2022</u>	<u>2021</u>	<u>Estimated Useful Lives</u>
Land	\$ 94,500	\$ 94,500	
VCB building, equipment and vehicles	2,561,100	2,408,930	3-15 years
Vocational Rehabilitation Center	9,165,624	9,165,624	5-30 years
Office condominium	1,100,000	1,100,000	40 years
Office condominium improvements	481,451	481,451	15 years
Furniture, fixtures and office equipment	237,427	237,427	3-5 years
Selis Manor improvements	26,096	26,096	15 years
Selis Manor office equipment	135,976	135,976	3-5 years
Total Costs	13,802,174	13,650,004	
Less: Accumulated depreciation and amortization	<u>(6,134,960)</u>	<u>(5,683,085)</u>	
Net book value	<u>\$ 7,667,214</u>	<u>\$ 7,966,919</u>	

Depreciation expense for the years ended September 30, 2022 and 2021 was \$451,875 and \$491,553, respectively

7. NET ASSETS WITH DONOR RESTRICTIONS

Net assets with donor restrictions are available for the following purposes at September 30:

	<u>2022</u>	<u>2021</u>
Subject to expenditure for specific purpose:		
Community services	\$ 353,198	\$ 415,409
VCB	55,431	5,431
Total subject to expenditure for specific purpose or time	<u>408,629</u>	<u>420,840</u>

Donor restricted endowments subject to VISIONS

spending policy and appropriation:

Fund for the Blind	78,429,124	96,954,642
Ilma F. Kern Fund	2,864,360	3,571,768
Selis Manor Fund	1,300,000	1,300,000
Edna F. Blum Fund	1,571,139	1,799,099
Ilma F. Kern Fund of Selis Manor	1,048,921	1,307,972
Wick Stern Fund	266,114	340,364
Strauss Tuition Assistance Fund	126,213	156,875
Other endowment funds	<u>118,723</u>	<u>118,723</u>
Total endowments subject to VISIONS spending policy and appropriation	<u>85,724,594</u>	<u>105,549,443</u>

Perpetual Trusts:

Martin S. Paine	1,890,776	2,377,684
Adrian Jackson	878,429	1,166,679
Maude Aguilar Leland	705,856	915,098
Charles H. Ruhl	<u>12,934</u>	<u>17,239</u>
Total perpetual trusts	<u>3,487,995</u>	<u>4,476,700</u>

Total net assets with donor restrictions	<u>\$ 89,621,218</u>	<u>\$ 110,446,983</u>
--	----------------------	-----------------------

During the year, net assets with donor restrictions were released from restrictions by incurring expenses satisfying the restricted purposes as follows:

	<u>2022</u>	<u>2021</u>
Community Services	\$ 4,702,874	\$ 3,483,904
VCB	941,903	953,153
Selis Manor	1,010,408	1,023,569
General operations - endowment appropriations	<u>4,217,954</u>	<u>4,462,526</u>
	<u>\$ 10,873,139</u>	<u>\$ 9,923,152</u>

Net appreciation (depreciation) on the assets of the Fund for the Blind are expendable for general purposes. Income generated by the remaining funds is restricted.

Fund for the Blind

In accordance with the Fund for the Blind documents and VISIONS' by-laws, there are multiple limitations set forth preventing VISIONS from freely accessing the investment earnings derived from the funds' assets. Therefore, the asset value reported on the accompanying statement of financial position does not purport the useable value to VISIONS.

7. NET ASSETS WITH DONOR RESTRICTIONS (Continued)

General

VISIONS restricted net assets consist of 12 endowment funds whose assets are to be held in perpetuity. The income from the assets can be used for general operations.

As required by generally accepted accounting principles (GAAP), net assets associated with endowment funds are classified and reported based on the existence or absence of donor-imposed restrictions.

8. ENDOWMENT FUNDS

Interpretation of Relevant Law

The Board of Directors of VISIONS adopted the New York Prudent Management of Institutional Funds Act (NYPMIFA). NYPMIFA moves away from the “historic dollar value” standard, and permits charities to apply a spending policy to endowments based on certain specified standards of prudence. VISIONS is governed by the NYPMIFA spending policy, which establishes a maximum prudent spending limit of 7% of the average of its previous five years’ balance. As a result of this interpretation, VISIONS classifies as net assets with donor restrictions (a) the original value of gifts donated to the donor restricted endowment, (b) the original value of subsequent gifts to the donor restricted endowment, and (c) accumulations to the donor restricted endowment made in accordance with the direction of the applicable donor gift instrument at the time the accumulation is added to the fund. The remaining portion of the donor restricted endowment fund that is not classified in net assets with donor restrictions is classified as net assets with donor restrictions until those amounts are appropriated for expenditure by VISIONS in a manner consistent with the standard of prudence prescribed by NYPMIFA.

Return Objectives, Strategies Employed and Spending Policy

The objective of VISIONS is to maintain the principal endowment funds at the original amount designated by the donor while generating income to support its programs. The investment policy to achieve this objective is to invest in low-risk securities. Investment income earned in relation to the endowment funds is recorded as income with donor restrictions appropriated for the expenditures for which the endowment fund was established. The Trustees of the Fund for the Blind voted a 4.5% monthly distribution for VISIONS based on a 5-year rolling average calculated in December calendar year end for the purpose of operational needs, beginning October 1, 2018. All principal and appreciation/depreciation is considered net assets with donor restrictions. The 4.5% transfer is all revenue without donor restrictions.

Changes in endowment net assets are as follows for the years ended September 30:

	<u>2022</u>	<u>2021</u>
Endowment net assets at beginning of year	\$ 105,549,443	\$ 91,120,858
Contributions	-	231
Interest and dividends	1,619,618	1,568,308
Net realized and unrealized gains	(17,226,513)	17,322,572
Appropriated for expenditure	(4,217,954)	(4,462,526)
	<u>\$ 85,724,594</u>	<u>\$ 105,549,443</u>

Funds with Deficiencies

VISIONS does not have any funds with deficiencies as of September 30, 2022 and 2021.

9. COMMITMENTS AND CONTINGENCIES

Effective February 1, 2001, The Associated Blind Housing Development Fund Corporation ("HDFC") and VISIONS entered into a service provider contract. The term of the agreement is for twenty-five years, terminating January 31, 2026, with an automatic annual renewal unless six months prior notice is given by either party. To maintain the contract, VISIONS is required to provide social, recreational and volunteer services for the residents and guests of Selis Manor, a housing complex located on West 23rd Street in Manhattan. Should the level and/or quality of service provided be deemed unsatisfactory, under certain conditions, VISIONS may be required to return the initially funded capital. The "fund" consists of \$1,300,000.

The COVID-19 Pandemic continues to impact people and business, including not-for-profits, throughout the world. VISIONS continues to monitor this continuously evolving situation closely and to evaluate what impact, if any, this may have on its future operations.

10. BENEFICIAL INTEREST IN PERPETUAL TRUSTS

Four perpetual trusts were established for the benefit of VISIONS. Under the terms of the trusts, the income generated is payable to VISIONS. The contributions were classified as support with donor restrictions and the annual distributions from the trusts are reported as investment income.

11. SUBSEQUENT EVENTS

Subsequent events have been evaluated through March 14, 2023, the date the financial statements were available for issuance.

How to Support VISIONS

Whether it is making an individual donation, volunteering, or giving us a lead for a foundation, grant, or corporate sponsor that is aligned with our mission, every effort helps! **Donations are tax-deductible to the full extent allowed by law.**

Ways to Donate:

To make a simple online donation, visit: www.visionsvcb.org/donate

Donor Advised Funds

Donor Advised Funds (DAFs) are private funds that encompass contributions of cash, and non-cash assets like stocks, mutual funds shares, bonds, and private stock. DAFs allow donors to suggest the placement and distribution of charitable gifts, while taking advantage of tax benefits (up to 60% of adjusted gross income).

Gifts of Appreciated Stock

Gifts of Appreciated Stock may include stocks, bonds, or mutual fund shares. Benefits include an immediate charitable deduction for the full market value of the stock (as long as you have held them for more than a year), and avoidance of capital gains taxes that would normally be due upon sale.

Qualified Charitable Distributions

Qualified Charitable Distributions (QCDs) are tax-free transfers from your IRA (other than an ongoing SEP or SIMPLE IRA) made directly to qualified charities, like VISIONS. These donations can satisfy all or part of your IRA's required minimum distribution, while not counting against your taxable income once deposited. You can donate up to \$100,000 each year as of 2021.

Include VISIONS in Your Will

To name VISIONS in your will, or make a testamentary gift, share the following information with your lawyer:

- **Legal Name:** VISIONS/Services for the Blind and Visually Impaired
- **Tax ID:** 13-1624210
- **Address:** 500 Greenwich Street, Suite 302
New York, NY 10013

If you have questions or would like more information on making a donation, please e-mail **Natalia S. Young**, Chief Operating Officer at nsyoung@visionsvcb.org

Other Ways to Support VISIONS

Join a Borough Advisory Board

Organized by borough, members of VISIONS Advisory Boards help promote the issues important to the agency, represent VISIONS at community events, assist in raising funds to support the free services we provide, and help solicit new contributors for our annual fundraising events.

To learn more, e-mail
agordon@visionsvcb.org

Volunteer at VISIONS Center on Aging

Volunteers may assist participants with reading mail, and other types of written materials, escorting them in the community for shopping and appointments, and helping in a variety of programs (i.e. Arts & crafts, knitting, ceramics, and technology training).

To learn more, e-mail
lsenior@visionsvcb.org

Help Jobseekers Gain New Work Readiness Skills

There are many ways to help make a difference in the lives of jobseekers with visual impairments, including hosting an intern at your company, serving as a mentor, helping to facilitate a training for our participants, or hiring one of our qualified job seekers.

To learn more, e-mail
hemeka@visionsvcb.org

Support Highlights



VISIONS was honored to have been one of the first recipients of **The Eisner Foundation's** new NYC grants. The \$25,000 grant was used to fund an intergenerational program, pairing older blind adults with younger volunteers to help train them on technology.



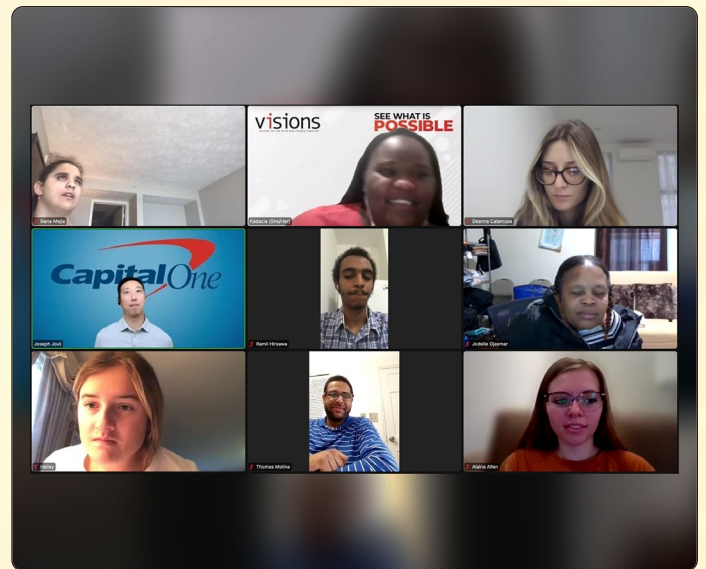
VISIONS was awarded \$200,000 from the **New York Community Trust** to support the parents and caregivers of blind children, by providing skills training for living independently, and connecting with social workers to help parents apply for benefits.



VISIONS is grateful for support from the **Foreseeable Future Foundation** to clean the lake at VCB and prepare it for accessible water activities. Funding will also support accessible recreation activities at VCB, including horseback riding and fishing.



Earlier this year, the Lions Clubs International Foundation (LCIF) awarded a \$100,000 capital grant to the MD-20 District R1 Lions, to support the pool renovation project at VISIONS Center on Blindness (VCB). VCB has been a Lions-supported program since it moved to Rockland County in 1951. Once again, the Lions have responded to the call to help to renovate this essential Healthy Living Program component for our participants. Special thanks to the LCIF foundation and Lions of MD-20 for helping VCB continue serving our blind and visually impaired participants and their families.



On June 1, 2022, Joseph Jout from Capital One's Retail Risk team organized and moderated a panel of Capital One employees. The focus of this virtual panel was to highlight the career pathways offered by Capital One for college students and recent college graduates. These employees spoke about their internship experiences, as well as their transition from Capital One's rotational program for college graduates, to full-time positions within the company. The audience consisted of 11 college students from NY and NJ that were attending the VISIONS week-long residential college work readiness training, held at the VRC.



500 Greenwich Street, Suite 302
New York, NY 10013



Donate to VISIONS Today!

Donate online or download our donation form at: visionsvcb.org/donate



@VISIONSVCB



VISIONS/Services for the Blind and Visually Impaired
500 Greenwich Street, Suite 302, New York, NY 10013

888-245-8333 (Toll Free) 212-219-4078 (Fax)
www.visionsvcb.org info@visionsvcb.org

VISIONS does not sell or otherwise make available the names, addresses or phone numbers of our donors to anyone. However, donors of major gifts or grants may be thanked by name in the newsletter, in VISIONS Annual Report, on the VISIONS website, in other print materials such as brochures, or at appropriate events. If requested, we will refrain from thanking a donor publicly. VISIONS will honor all requests to be removed from our mailing list or to limit the mailings you receive from us. We appreciate the generosity of our supporters and are respectful of the privacy of our donors and friends.

VISIONS values your donations and encourages you to donate through our secure webpage, directly from your donor advised fund or bank account, mail us a check or call to make a credit card donation. VISIONS does not solicit donations door to door or use donation canisters. Please call 212-219-4072 if you want to make a donation, have any questions or suspect someone is soliciting donations improperly, to speak with Natalia S. Young, VISIONS Chief Operating Officer or email nsyoung@visionsvcb.org.